

RECYCLING

HANGARUA

MUST BE CLEAN
NO COFFEE CUPS



**PLASTIC
BOTTLES**



**GLASS
BOTTLES**



CANS



**PAPER & SMALL
CARDBOARD
BOXES**

COMPOST

WAIRĀKAU

FOOD AND COMPOSTABLE PACKAGING



**ALL FOOD
SCAPS**



**PLAIN PAPER,
PAPER TOWELS
AND TISSUES**




**COMPOSTABLE
PACKAGING**

SOFT PLASTICS

KIRIHOU NGOHONGOHE

EMPTY, CLEAN & DRY



**NO RIGID PLASTIC: IF IT
SCRUNCHES EASILY, CHUCK IT IN**

LANDFILL

RUAPARA

PLEASE NO



COMPOST



RECYCLING



**SOFT
PLASTIC**

SORT YOUR WASTE

COMPOST

WAI RĀKAU



**ALL FOOD
SCRAPS**



**PLAIN PAPER,
PAPER TOWELS
AND TISSUES**

RECYCLING

HANGARUA

MUST BE CLEAN



PLASTIC 1, 2 & 5



GLASS



CANS



**PAPER & SMALL
CARDBOARD
BOXES**

SOFT PLASTICS

KIRIHOU NGOHONGOHE

CLEAN & DRY

**IF YOU CAN SCRUNCH IT
EASILY, CHUCK IT IN**



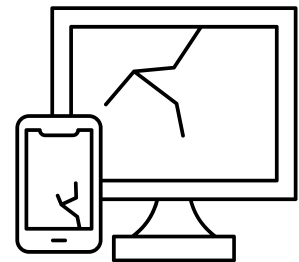


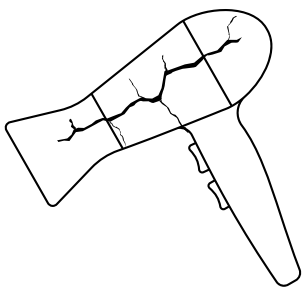
LANDFILL

RUAPARA



E-WASTE

SMALL APPLIANCES & ELECTRONICS WASTE

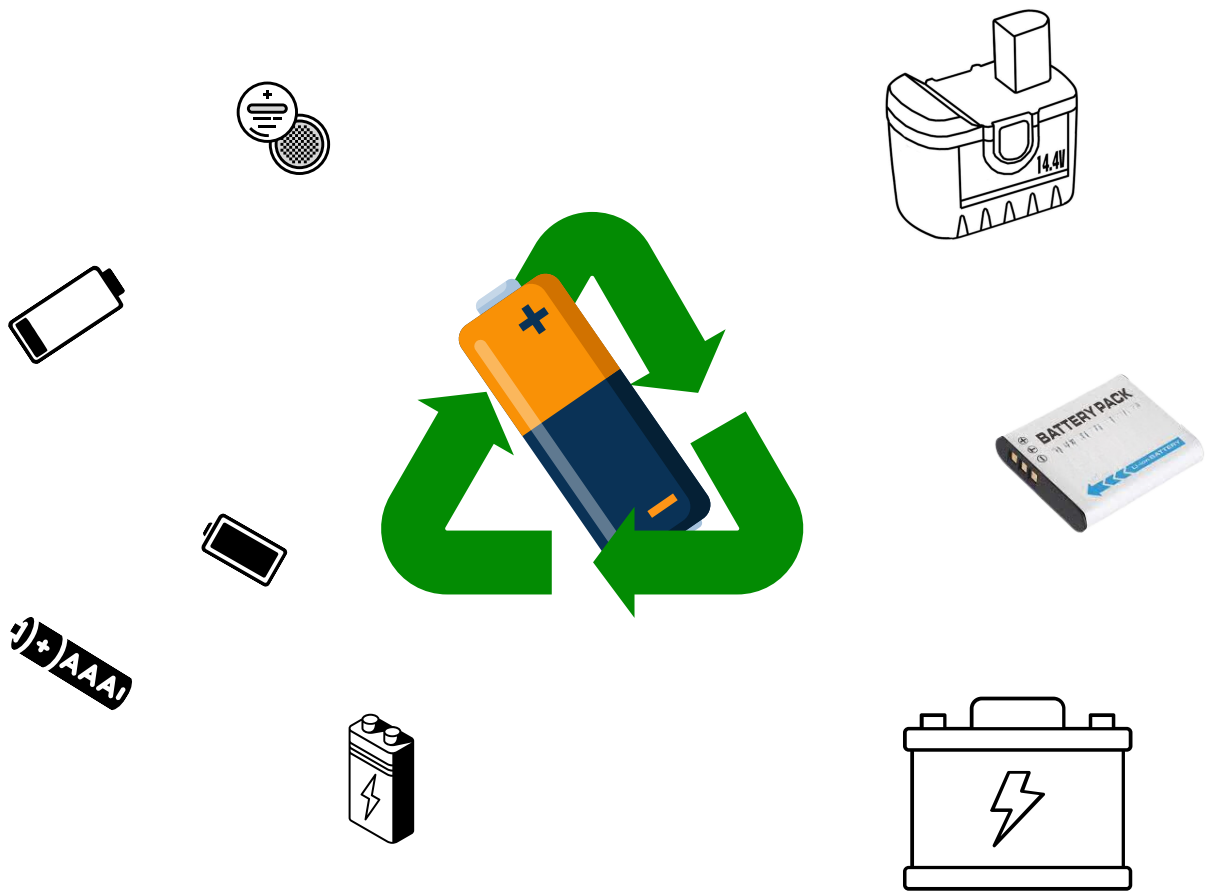


**EG POWER TOOLS,
APPLIANCES, PHONES,
COMPUTERS, PRINTERS**

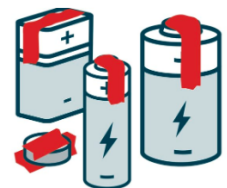
**SAVE VALUABLE MATERIALS
FOR REUSE**

USED BATTERIES

FOR RECYCLING



**PLEASE TAPE OVER
EXPOSED TERMINALS,
TO PREVENT SPARKS**



PAPER

**SECURE DOCUMENT
DESTRUCTION ONLY**


PAPER

**SECURE DOCUMENT
DESTRUCTION ONLY**


PAPER

**SECURE DOCUMENT
DESTRUCTION ONLY**

E-WASTE & BATTERIES




E-WASTE & BATTERIES



E-WASTE

SMALL APPLIANCES & ELECTRONICS WASTE



**EG POWER TOOLS,
APPLIANCES, PHONES,
COMPUTERS, PRINTERS**

POLYSTYRENE



MUST BE CLEAN



POLYSTYRENE



MUST BE CLEAN



POLYSTYRENE



MUST BE CLEAN





**AEROSOL
CAN**



MUST BE EMPTY



**AEROSOL
CAN**




MUST BE EMPTY

PRINTER CARTRIDGES

PRINTER CARTRIDGES

CARDBOARD

PLEASE FLATTEN



TETRA PAKS

MUST BE CLEAN AND DRY

PLEASE CUT OPEN SO THEY CAN BE MADE FLAT



TETRA PAKS

MUST BE CLEAN AND DRY

**PLEASE LIFT TABS TO FLATTEN,
RINSE THE CARTON, ADD TO BIN**



1.



2.

(Lids can stay on for these.)



3.


IF YOU HAVE TIME:

- Cut along the top
- Then down one side,
- Pull base open to flatten.



WE'RE TURNING THESE

INTO:



BUILDING MATERIALS!
www.saveboard.nz

PAIN T DISPOSAL

